

Guerbet Contractor Registration Instructions

1. Click "First Visit? Register now!"

To begin the registration process, you will visit the registration page via the "Click here to take your training" link on <http://induct.at/guerbet>

You may also click directly to the registration page by [clicking here](#).

Once there, you click on "First Visit? Register now!"

You only need to register one time for the system. You will get a confirmation email with your registration details. Please retain this for future reference.

Login is always in the format of surname.number e.g. ryan.12345

Guerbet Contractor Registration Instructions

First Visit? [Register now!](#)

Please enter your username and password below

Login:

Password:

[Help! I've forgotten my login and/or password.](#)

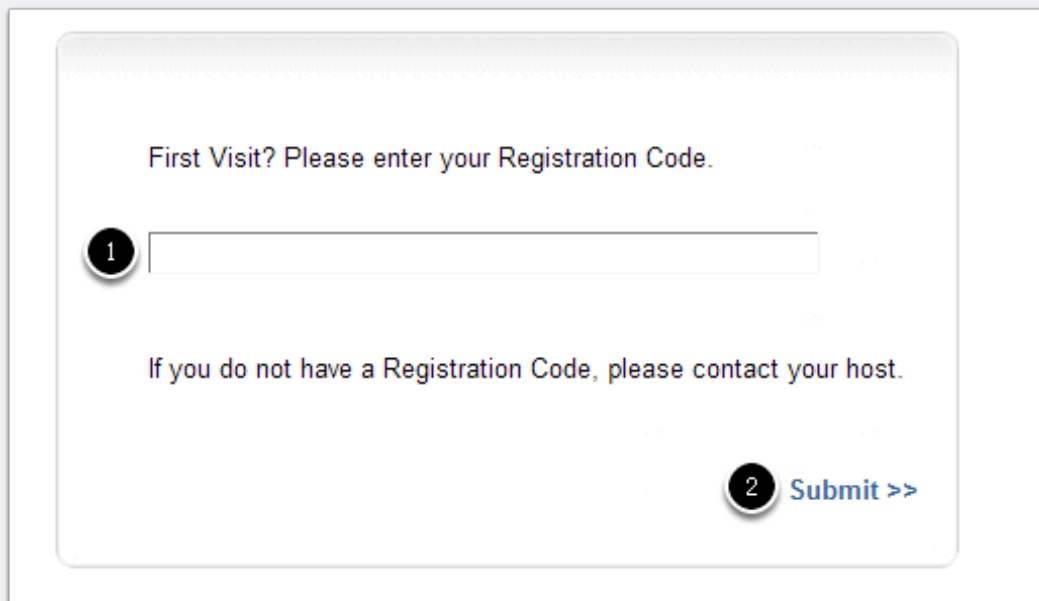
To use this web site you must agree to its terms & conditions

Login

Guerbet Contractor Registration Instructions

2. Enter registration code

1. Enter the registration code supplied to you by your Guerbet contact
2. Click 'Submit'



First Visit? Please enter your Registration Code.

1

If you do not have a Registration Code, please contact your host.

2 [Submit >>](#)

Guerbet Contractor Registration Instructions

3. Fill in registration form

Enter your details on the registration form. **ALL FIELDS MUST BE FILLED IN.**

Please enter a valid, current email address which is personal to you. Do not use a shared company address.

You will need this if you forget your login or password at a future date.

Click 'Submit' when you have finished entering your details.

Please fill in your personal details below to create a learning centre account
Fields marked with an asterix () must be filled in

First Name*:

Surname*:

Company Name:

Email address*: Please enter a valid, personal email address. This is required for compliance and audit purposes.

Confirm email address*:

Password*: Please enter the password you would like to use for your account

Confirm Password*:

Guerbet Contractor Registration Instructions

4. Take note of details

Your login will be in the format surname.numbers

e.g. Jones.326241

******* Take note of this login.*******

This login is to be used in future for other courses which may be assigned to you over time.

Click 'Login' to continue

You have successfully created a Learning Centre account!

Your username is ***Jones.326241***

Please take note of this username and your password so you can login in future.

You can now login to the Learning Centre and begin your training.

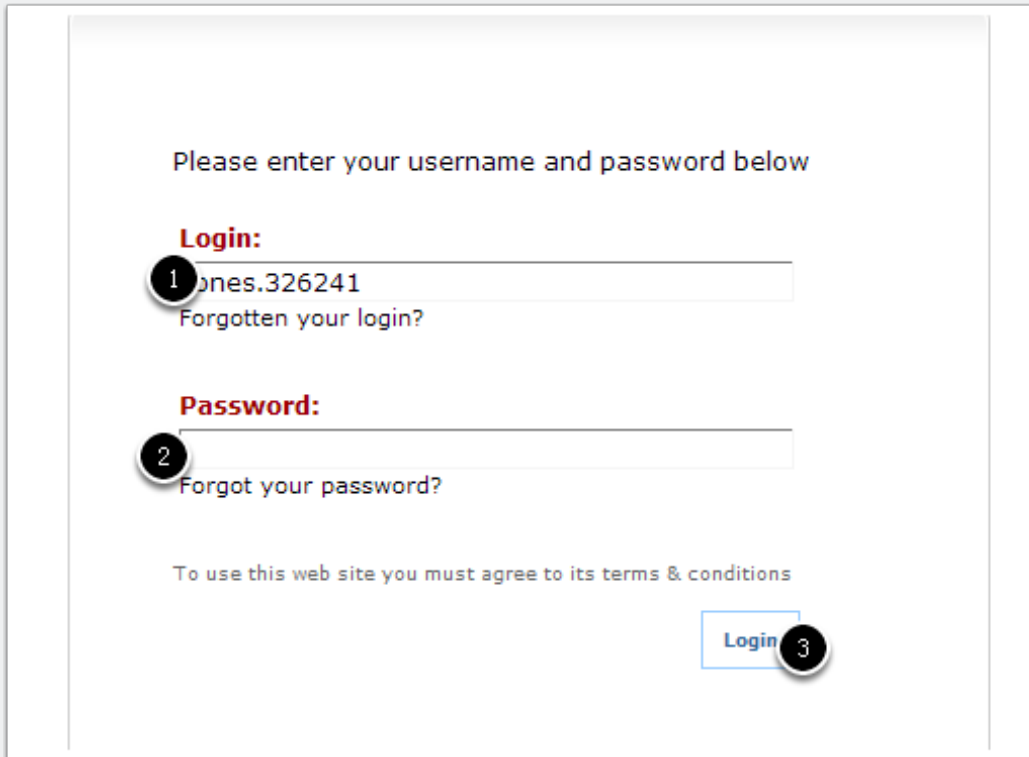
Login

5. Login to take your training

1. Enter your login if the system has not automatically filled it in for you.
2. Enter your password

Guerbet Contractor Registration Instructions

3. Click 'Login'



Please enter your username and password below

Login:

1 Jones.326241
Forgotten your login?

Password:

2
Forgot your password?

To use this web site you must agree to its terms & conditions

Login 3

The screenshot shows a login form with three numbered callouts: 1 points to the username input field containing 'Jones.326241', 2 points to the password input field, and 3 points to the 'Login' button.

6. Take your training

1. Click to begin your training - your company course name will appear here. There may be one or more courses assigned to your account. All courses that appear in My Courses when you log in are compulsory.

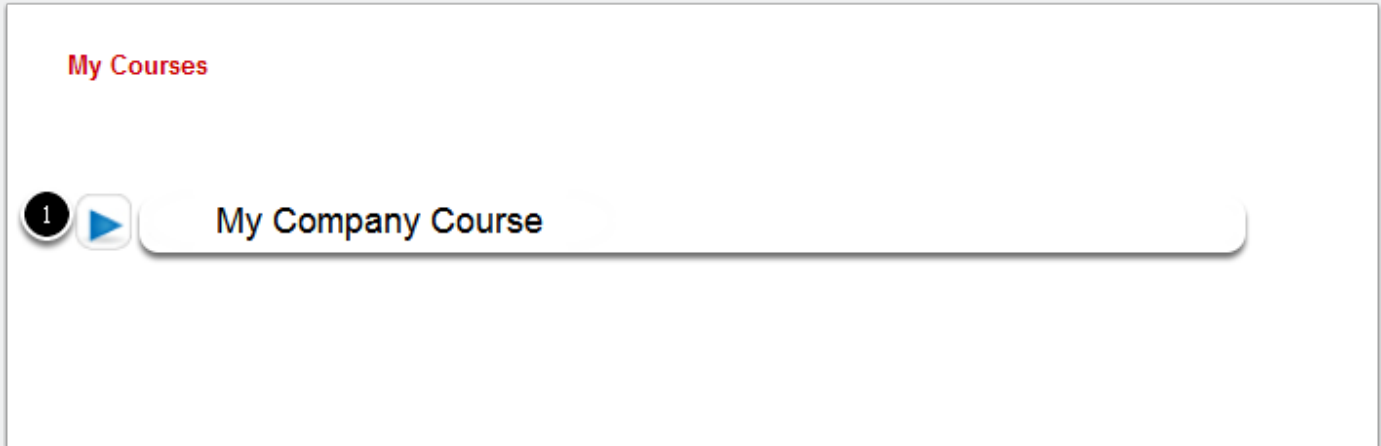
You may need to enable pop ups in your browser in order to view the course content.

For instructions on how to enable pop ups in Chrome - [click here](#)

For instructions on how to enable pop ups in Firefox - [click here](#)

Guerbet Contractor Registration Instructions

For instructions on how to enable pop ups in Internet Explorer - [click here](#)



I forgot my login and/or password

Please use the links provided on the website to obtain a login or password reminder.

****Note :** If you did not enter a valid email address during the registration process, you will need to **contact the system administrator for assistance.****

If you encounter any technical difficulties, you may also get in contact with EazySAFE via their support website : <http://support.eazysafe.com>